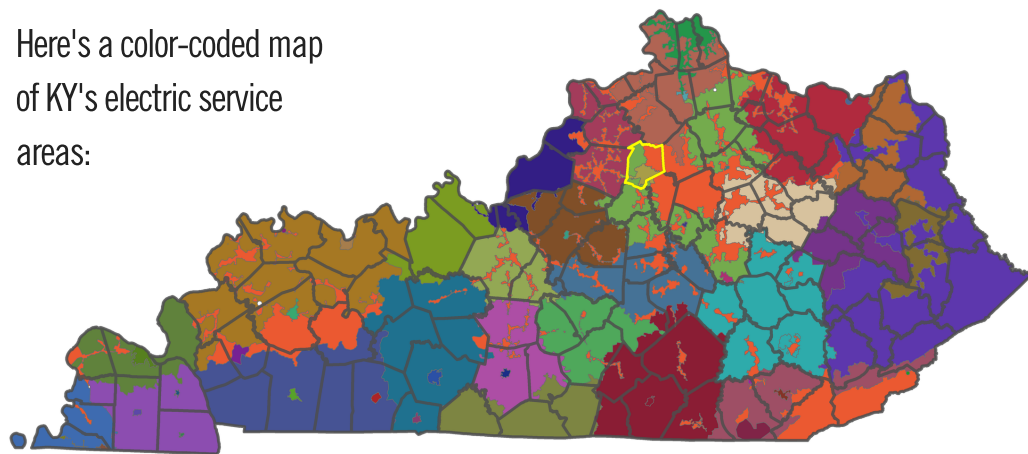


# County Power Profile Franklin County

Kentucky has over 50 electric utilities of 3 different types:

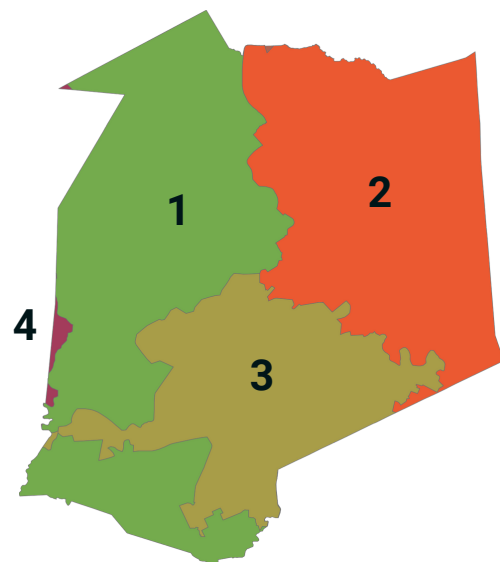
- Rural Electric Cooperative Corporations (RECCs) are non-profits and consumer-owned, run by democratically-elected boards. KY's co-ops serve 35% of state residents.
- Investor-Owned utilities (IOUs) are for-profit businesses.
- Municipally-Owned utilities are owned and operated by local towns.

Here's a color-coded map of KY's electric service areas:



In Franklin County, there are 4 electric utilities.

- 1 Blue Grass Energy Cooperative
- 2 Kentucky Utilities
- 3 Frankfort Plant Board
- 4 Shelby Energy Cooperative

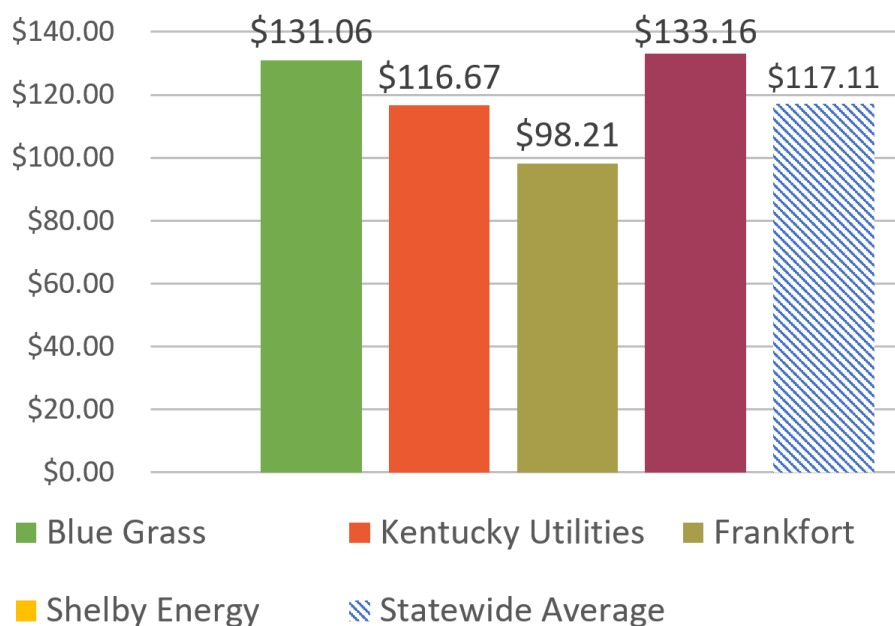


IN KY, UTILITIES ARE GUARANTEED A MONOPOLY.

By state law, utilities are guaranteed a monopoly in their service territory. Most, but not all, are regulated by the Public Service Commission (PSC).

WE COMPARED MONTHLY ELECTRIC BILLS.

Using revenue and customer count data reported by utilities, we calculated the avg. monthly bill for each electric utility in Franklin County.



## BASE FEE AND ENERGY CHARGE

One way to compare electric utilities is to take look at the numbers we see on our bills: base fee (the amount we're charged each month, no matter how much energy we use) and energy charge (how much the electricity costs - cost/kWh - based on how much energy is used per month).

Here's how Franklin County utilities' fees compare:

	base fee	energy charge
Blue Grass	\$16.50	¢8.53
Kentucky Utilities	\$12.25	¢9.08
Frankfort	\$11.45	¢9.40
Shelby Energy	\$15.00	¢8.84

See attached page for data sources.



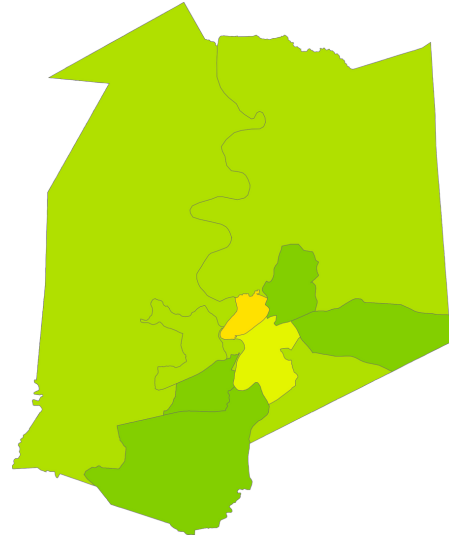
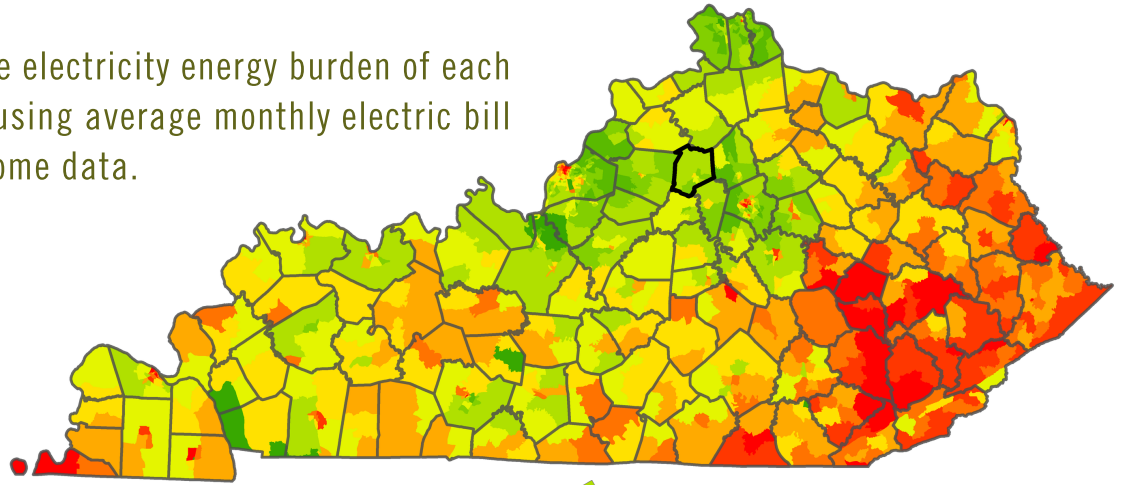
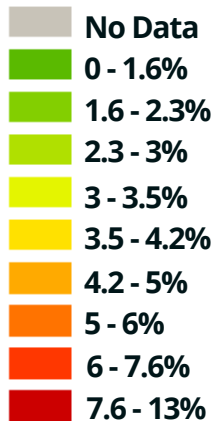
KENTUCKIANS FOR THE COMMONWEALTH

Interested in moving our utilities toward increased energy efficiency, cleaner energy, and more open democratic governance? Want to know more about this data? Contact [nikita@kftc.org](mailto:nikita@kftc.org).

# Electricity Energy Burden Franklin County

Electricity Energy Burden describes how large a bite electricity bills take, on average, from an area's median yearly household income. The actual burden experienced by a household may be higher or lower than the local average, depending on income, energy use, and utility electricity rates. For very low-income households in KY, electricity bills may be as high as 23% of annual income.

Our analysis calculates the electricity energy burden of each census tract in Kentucky, using average monthly electric bill estimates and Census income data.



In Franklin County, a household's electricity bill can range from 2 to almost 4% of their yearly household income.

Factors affecting electricity energy burden:

- Household income
- Energy efficiency of the home
- Electricity use and patterns
- Electricity rates and bills

## ENERGY AFFORDABILITY

6% is a common benchmark to define "energy affordability." This means that energy is affordable when all household energy needs (electricity, gas, etc.) together amount to less than 6% of household income. For some KY households, electricity bills alone are already over 6% of annual income. Because the analysis reflects averages, many Kentuckians experience an energy burden far greater than these numbers.

## ON-BILL FINANCING

Some KY utilities pay for energy efficiency upgrades in their customers' homes. Participating customers save money and pay a charge on their monthly bill for these upgrades until the utility's costs are recovered over time. This is called on-bill financing. Only 6 of KY's more than 50 utilities offer this program.

In Franklin County, there are no utilities that offer on-bill financing.

See attached page for data sources.



KENTUCKIANS FOR THE  
COMMONWEALTH

Interested in saving money on electric bills and working towards affordable, efficient energy for all Kentuckians? Want to know more about this data? Contact [nikita@kftc.org](mailto:nikita@kftc.org).

# Legislative District Profile Franklin County

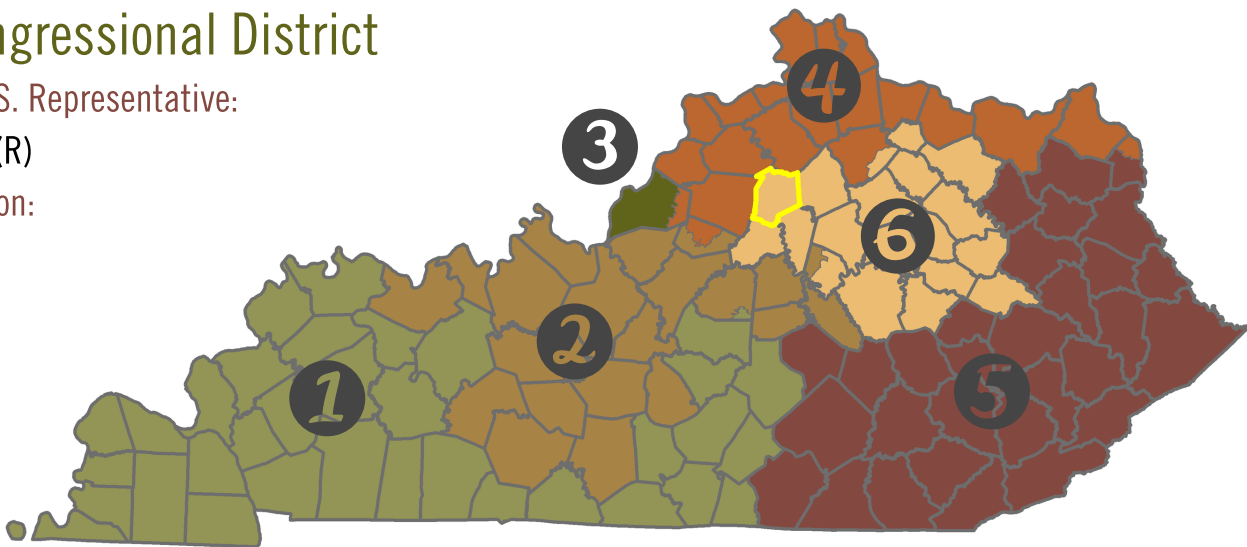
## 6th Congressional District

Current U.S. Representative:

Andy Barr (R)

Next Election:

2020



## 7th State Senate District

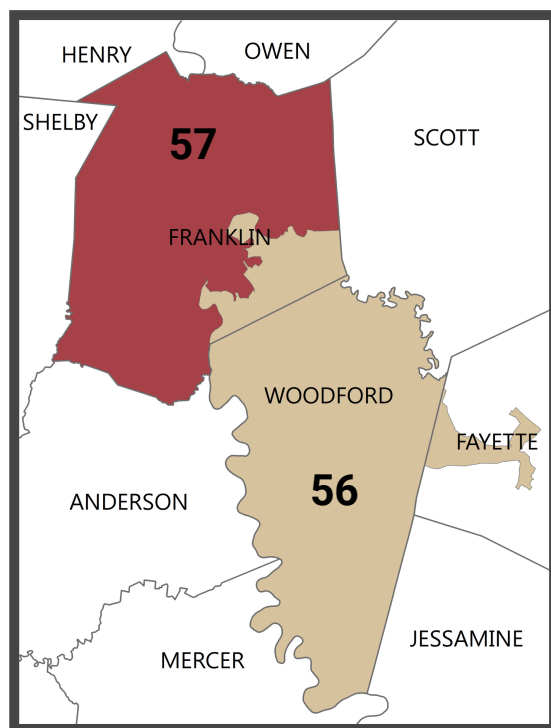
Current State Senator: Julian Carroll (D)

Next Election: Every 2 years, half the state senate is up for re-election. Each state senator serves 4 year terms. Next election for 7th District: 2020.



## Franklin County State House Districts

Next Election: 2020



House District	Current State Representative
56	Joe Graviss (D)
57	Derrick Graham (D)



KENTUCKIANS FOR THE  
COMMONWEALTH

Interested in learning more about your local representatives or running for office?  
Want to get involved registering voters? Contact [info@kftc.org](mailto:info@kftc.org).

# County Power Profiles

## Data Sources and Methods



**KENTUCKIANS FOR THE  
COMMONWEALTH**

Data	Description	Source
Utility-specific base fee	Cost that residential customer is billed per month no matter how much energy is actually used. Some electric utilities' base fees are calculated differently. For example, the fee may fluctuate throughout the year or the company may charge a flat fee for a certain number of kWh used. If either of these is applicable to the electric utility, it is noted on the County Power Profile page.	Base fees and energy charges obtained via utility company websites or by calling or emailing.
Utility-specific energy charge	Cost per kWh that the residential customer is charged per month based on how much energy they actually used. Some electric utilities' energy charges are calculated differently. For example, there may be a daily charge or options for a standard rate or time-of-use rate. If an electric utility adheres to a unique rate system, it is noted on the County Power Profile page.	
Avg. Residential Monthly Electric Bill	Calculated by dividing an electric utility's reported 2016 residential revenue by the number of 2016 residential customers, divided by 12.	U.S. Energy Information Administration (EIA), Form 861 (utility-reported sales and customer data), 2016
Electricity Energy Burden	Defined as the percent of annual household income spent on electricity, through the following steps: <ol style="list-style-type: none"><li>1. Average median household annual income collected for all Kentucky census tracts.</li><li>2. All census tracts in Kentucky are assigned to an electric utility, based on their spatial location. Each utility has a calculated average yearly residential electric bill (derived from utility-reported revenue and customer data).</li><li>3. Average yearly residential electric bill is calculated as a percentage of yearly household income. The resulting percent is the proportion of yearly household income spent on electricity, or the Electricity Energy Burden.</li></ol>	Average Median Household Income data from the American Community Survey (ACS), 2016 estimates  Average Yearly Residential Customer Electric Bill derived from EIA Form 861, 2016

For questions about the data used to develop County Power Profiles or for more information on upcoming Power House Project events, including energy efficiency workshops, contact [nikita@kftc.org](mailto:nikita@kftc.org).